

ILLINOIS STATE BOARD OF EDUCATION  
School Business Services Division

**Accounting Basis:**

☒ Cash  
☐ Accrual

**JOINT AGREEMENT BUDGET FORM \***  
**July 1, 2014 - June 30, 2015**

Date of Amended Budget: 08/13/14  
(MM/DD/YY)

Joint Agreement Name: NW Ed Council for Student Success

Joint Agreement RCDT No: 5-016-2140-46

Budget of NW Ed Council for Student Success Joint Agreement, County of Cook,

State of Illinois, for the Fiscal Year beginning July 1, 2014 and ending June 30, 2015.

WHEREAS the Board of Education or Regional Superintendent and Advisory Board, if applicable, or Governing

Board of NW Ed Council for Student Success Joint Agreement, County of Cook,

State of Illinois, caused to be prepared in tentative form a budget, and the Secretary of this Board of Education or this Regional Superintendent and Advisory Board, if applicable, or Secretary of this Governing Board has made the same conveniently available to public inspection for at least thirty days prior to final action thereon;

AND WHEREAS a public hearing was held as to such budget on the 13 day of August, 2014, notice of said hearing was given at least thirty days prior thereto as required by law, and all other legal requirements have been complied with;

NOW, THEREFORE, Be it resolved by the Board of Education or Regional Superintendent and Advisory Board, if applicable, or Governing Board of said joint agreement as follows:

Section 1: That the fiscal year of this Joint Agreement be and the same hereby is fixed and declared to be

beginning July 1, 2014 and ending June 30, 2015.

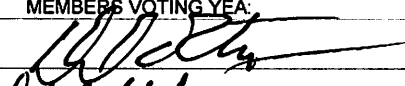



Section 2: That the following budget containing an estimate of amounts available in each Fund, separately, and of expenditures from each be and the same is hereby adopted as the budget of this Joint Agreement for said fiscal year.

**ADOPTION OF BUDGET**

In instances where the Regional Superintendent is responsible for administration of the Joint Agreement, the budget shall be approved and signed by the Regional Superintendent and Advisory Board, if applicable.

In Joint Agreements where the Board of Education or the Governing Board is the administrative agent, the budget shall be approved and signed by the members of the board.

Adopted this 13 day of August, 2014, by a roll call vote of 4 Yeas, and  
Nays, to wit:

MEMBERS VOTING YEA:	MEMBERS VOTING NAY:
	
	
	
	

\* Based on the 23 Illinois Administrative Code-Part 100 and inconformity with Section 17-1 of the School Code.

	A	B	C	D	E	F	G	H	I	J	K	L
1	Begin entering data on EstRev 5-10 and EstExp 11-17 tabs.											
2	Description	Acct #	(10) Educational	(20) Operations & Maintenance	(30) Debt Service	(40) Transportation	(50) Municipal Retirement/ Social Security	(60) Capital Projects	(70) Working Cash	(80) Tort	(90) Fire Prevention & Safety	
3	ESTIMATED BEGINNING FUND BALANCE July 1, 2014 <sup>1</sup>		0	0	0	0	0	0	0	0	0	
4	RECEIPTS/REVENUES											
5	LOCAL SOURCES	1000	252,625	0	0	0	0	0	0	0	0	
6	FLOW-THROUGH RECEIPTS/REVENUES FROM ONE DISTRICT TO ANOTHER DISTRICT	2000	0	0		0	0					
7	STATE SOURCES	3000	957,700	0	0	0	0	0	0	0	0	
8	FEDERAL SOURCES	4000	620,976	0	0	0	0	0	0	0	0	
9	Total Direct Receipts/Revenues <sup>8</sup>		1,831,301	0	0	0	0	0	0	0	0	
10	Receipts/Revenues for "On Behalf" Payments <sup>2</sup>	3998										
11	Total Receipts/Revenues		1,831,301	0	0	0	0	0	0	0	0	
12	DISBURSEMENTS/EXPENDITURES											
13	INSTRUCTION	1000	1,083,303				0					
14	SUPPORT SERVICES	2000	747,998	0		0	0	0		0	0	
15	COMMUNITY SERVICES	3000	0	0		0	0					
16	PAYMENTS TO OTHER DISTRICTS & GOVT UNITS	4000	0	0	0	0	0	0			0	
17	DEBT SERVICES	5000	0	0	0	0	0			0	0	
18	PROVISION FOR CONTINGENCIES	6000	0	0	0	0	0	0		0	0	
19	Total Direct Disbursements/Expenditures <sup>9</sup>		1,831,301	0	0	0	0	0		0	0	
20	Disbursements/Expenditures for "On Behalf" Payments <sup>2</sup>	4180	0	0	0	0	0	0		0	0	
21	Total Disbursements/Expenditures		1,831,301	0	0	0	0	0		0	0	
22	Excess of Direct Receipts/Revenues Over (Under) Direct Disbursements/Expenditures		0	0	0	0	0	0	0	0	0	
23	OTHER SOURCES/USES OF FUNDS											
24	OTHER SOURCES OF FUNDS (7000)											
25	PERMANENT TRANSFER FROM VARIOUS FUNDS											
26	Abolishment the Working Cash Fund <sup>16</sup>	7110										
27	Abatement of the Working Cash Fund <sup>16</sup>	7110										
28	Transfer of Working Cash Fund Interest	7120										
29	Transfer Among Funds	7130										
30	Transfer of Interest	7140										
31	Transfer from Capital Projects Fund to O&M Fund	7150		0								
32	Transfer of Excess Fire Prev & Safety Tax & Interest <sup>3</sup> Proceeds to O&M Fund	7160		0								
33	Transfer of Excess Accumulated Fire Prev & Safety Bond and Int <sup>3a</sup> Proceeds to Debt Service Fund	7170			0							
34	SALE OF BONDS (7200)											
35	Principal on Bonds Sold <sup>4</sup>	7210										
36	Premium on Bonds Sold	7220										
37	Accrued Interest on Bonds Sold	7230										
38	Sale or Compensation for Fixed Assets <sup>5</sup>	7300										
39	Transfer to Debt Service to Pay Principal on Capital Leases	7400			0							
40	Transfer to Debt Service Fund to Pay Interest on Capital Leases	7500			0							
41	Transfer to Debt Service Fund to Pay Principal on Revenue Bonds	7600			0							
42	Transfer to Debt Service Fund to Pay Interest on Revenue Bonds	7700			0							
43	Transfer to Capital Projects Fund	7800						0				
44	ISBE Loan Proceeds	7900										
45	Other Sources Not Classified Elsewhere	7990										
46	Total Other Sources of Funds <sup>8</sup>		0	0	0	0	0	0	0	0	0	



## BUDGET SUMMARY

	A	B	C	D	E	F	G	H	I	J	K	L
1	<b>Begin entering data on EstRev 5-10 and EstExp 11-17 tabs.</b>											
2	Description	Acct #	(10) Educational	(20) Operations & Maintenance	(30) Debt Service	(40) Transportation	(50) Municipal Retirement/ Social Security	(60) Capital Projects	(70) Working Cash	(80) Tort	(90) Fire Prevention & Safety	
47	OTHER USES OF FUNDS (8000)											
49	TRANSFER TO VARIOUS OTHER FUNDS (8100)											
50	Abolishment or Abatement of the Working Cash Fund <sup>16</sup>	8110							0			
51	Transfer of Working Cash Fund Interest	8120										
52	Transfer Among Funds	8130										
53	Transfer of Interest <sup>6</sup>	8140										
54	Transfer from Capital Projects Fund to O&M Fund	8150										
55	Transfer of Excess Fire Prev & Safety Tax & Interest <sup>3</sup> Proceeds to O&M Fund	8160										
56	Transfer of Excess Accumulated Fire Prev & Safety Bond <sup>3a</sup> and Int Proceeds to Debt Service Fund	8170										
57	Taxes Pledged to Pay Principal on Capital Leases	8410										
58	Grants/Reimbursements Pledged to Pay Principal on Capital Leases	8420										
59	Other Revenues Pledged to Pay Principal on Capital Leases	8430										
60	Fund Balance Transfers Pledged to Pay Principal on Capital Leases	8440										
61	Taxes Pledged to Pay Interest on Capital Leases	8510										
62	Grants/Reimbursements Pledged to Pay Interest on Capital Leases	8520										
63	Other Revenues Pledged to Pay Interest on Capital Leases	8530										
64	Fund Balance Transfers Pledged to Pay Interest on Capital Leases	8540										
65	Taxes Pledged to Pay Principal on Revenue Bonds	8610										
66	Grants/Reimbursements Pledged to Pay Principal on Revenue Bonds	8620										
67	Other Revenues Pledged to Pay Principal on Revenue Bonds	8630										
68	Fund Balance Transfers Pledged to Pay Principal on Revenue Bonds	8640										
69	Taxes Pledged to Pay Interest on Revenue Bonds	8710										
70	Grants/Reimbursements Pledged to Pay Interest on Revenue Bonds	8720										
71	Other Revenues Pledged to Pay Interest on Revenue Bonds	8730										
72	Fund Balance Transfers Pledged to Pay Interest on Revenue Bonds	8740										
73	Taxes Transferred to Pay for Capital Projects	8810										
74	Grants/Reimbursements Pledged to Pay for Capital Projects	8820										
75	Other Revenues Pledged to Pay for Capital Projects	8830										
76	Fund Balance Transfers Pledged to Pay for Capital Projects	8840										
77	Transfer to Debt Service Fund to Pay Principal on ISBE Loans	8910										
78	Other Uses Not Classified Elsewhere	8990										
79	Total Other Uses of Funds <sup>9</sup>		0	0	0	0	0	0	0	0	0	0
80	Total Other Sources/Uses of Fund		0	0	0	0	0	0	0	0	0	0
81	ESTIMATED ENDING FUND BALANCE June 30, 2015		0	0	0	0	0	0	0	0	0	0
82	SUMMARY OF EXPENDITURES (by Major Object)											
83												
84	Description	Acct #	(10) Educational	(20) Operations & Maintenance	(30) Debt Service	(40) Transportation	(50) Municipal Retirement/ Social Security	(60) Capital Projects	(70) Working Cash	(80) Tort	(90) Fire Prevention & Safety	Total By Object
85	Object Name											
86	Salaries	100	365,539	0		0		0		0	0	365,539
87	Employee Benefits	200	94,049	0		0	0	0		0	0	94,049
88	Purchased Services	300	442,412	0	0	0		0		0	0	442,412
89	Supplies & Materials	400	365,649	0		0		0		0	0	365,649
90	Capital Outlay	500	377,527	0		0		0		0	0	377,527
91	Other Objects	600	186,125	0	0	0	0	0		0	0	186,125
92	Non-Capitalized Equipment	700	0	0		0		0		0	0	0
93	Termination Benefits	800	0	0		0						0
94	Total Expenditures		1,831,301	0	0	0	0	0		0	0	1,831,301

## SUMMARY OF CASH TRANSACTIONS

	A	B	C	D	E	F	G	H	I	J	K
			(10)	(20)	(30)	(40)	(50)	(60)	(70)	(80)	(90)
	Description	Acct #	Educational	Operations & Maintenance	Debt Service	Transportation	Municipal Retirement/ Social Security	Capital Projects	Working Cash	Tort	Fire Prevention & Safety
3	BEGINNING CASH BALANCE ON HAND July 1, 2014 <sup>7</sup>										
4	Total Direct Receipts & Other Sources <sup>8</sup>		1,831,301	0	0	0	0	0	0	0	0
5	OTHER RECEIPTS										
6	Interfund Loans Payable (Loans from Other Funds)	411									
7	Interfund Loans Receivable (Repayment of Loans)	141									
8	Notes and Warrants Payable	433									
9	Other Current Assets	199									
10	Total Other Receipts		0	0	0	0	0	0	0	0	0
11	Total Direct Receipts, Other Sources, & Other Receipts		1,831,301	0	0	0	0	0	0	0	0
12	Total Amount Available		1,831,301	0	0	0	0	0	0	0	0
13	Total Direct Disbursements & Other Uses <sup>9</sup>		1,831,301	0	0	0	0	0	0	0	0
14	OTHER DISBURSEMENTS										
15	Interfund Loans Receivable (Loans to Other Funds) <sup>10</sup>	141									
16	Interfund Loans Payable (Repayment of Loans)	411									
17	Notes and Warrants Payable	433									
18	Other Current Liabilities	499									
19	Total Other Disbursements		0	0	0	0	0	0	0	0	0
20	Total Direct Disbursements, Other Uses, & Other Disbursements		1,831,301	0	0	0	0	0	0	0	0
21	ENDING CASH BALANCE ON HAND June 30, 2015 <sup>7</sup>		0	0	0	0	0	0	0	0	0



	A	B	C	D	E	F	G	H	I	J	K
1	Description	Acct #	(10) Educational	(20) Operations & Maintenance	(30) Debt Service	(40) Transportation	(50) Municipal Retirement/ Social Security	(60) Capital Projects	(70) Working Cash	(80) Tort	(90) Fire Prevention & Safety
2											
3	<b>RECEIPTS/REVENUES FROM LOCAL SOURCES</b>										
4	<b>AD VALOREM TAXES LEVIED BY LOCAL EDUCATION AGENCY</b>										
5	Designated Purposes Levies <sup>11</sup>	-									
6	Leasing Purposes Levy <sup>12</sup>	1130									
7	Special Education Purposes Levy	1140									
8	FICA and Medicare Only Levies	1150									
9	Area Vocational Construction Purposes Levy	1160									
10	Summer School Purposes Levy	1170									
11	Other Tax Levies (Describe & Itemize)	1190									
12	<b>Total Ad Valorem Taxes Levied by District</b>		0	0	0	0	0	0	0	0	0
13	<b>PAYMENTS IN LIEU OF TAXES</b>										
14	Mobile Home Privilege Tax	1210									
15	Payments from Local Housing Authority	1220									
16	Corporate Personal Property Replacement Taxes <sup>13</sup>	1230									
17	Other Payments in Lieu of Taxes (Describe & Itemize)	1290									
18	<b>Total Payments in Lieu of Taxes</b>		0	0	0	0	0	0	0	0	0
19	<b>TUITION</b>										
20	Regular Tuition from Pupils or Parents (In State)	1311									
21	Regular Tuition from Other Districts (In State)	1312									
22	Regular Tuition from Other Sources (In State)	1313									
23	Regular Tuition from Other Sources (Out of State)	1314									
24	Summer School Tuition from Pupils or Parents (In State)	1321									
25	Summer School Tuition from Other Districts (In State)	1322									
26	Summer School Tuition from Other Sources (In State)	1323									
27	Summer School Tuition from Other Sources (Out of State)	1324									
28	CTE Tuition from Pupils or Parents (In State)	1331									
29	CTE Tuition from Other Districts (In State)	1332	185,625								
30	CTE Tuition from Other Sources (In State)	1333									
31	CTE Tuition from Other Sources (Out of State)	1334									
32	Special Education Tuition from Pupils or Parents (In State)	1341									
33	Special Education Tuition from Other Districts (In State)	1342									
34	Special Education Tuition from Other Sources (In State)	1343									
35	Special Education Tuition from Other Sources (Out of State)	1344									
36	Adult Tuition from Pupils or Parents (In State)	1351									
37	Adult Tuition from Other Districts (In State)	1352									
38	Adult Tuition from Other Sources (In State)	1353	5,000								
39	Adult Tuition from Other Sources (Out of State)	1354									
40	<b>Total Tuition</b>		190,625								
41	<b>TRANSPORTATION FEES</b>										
42	Regular Transportation Fees from Pupils or Parents (In State)	1411									
43	Regular Transportation Fees from Other Districts (In State)	1412									
44	Regular Transportation Fees from Other Sources (In State)	1413									
45	Regular Transportation Fees from Co-curricular Activities (In State)	1415									
46	Regular Transportation Fees from Other Sources (Out of State)	1416									
47	Summer School Transportation Fees from Pupils or Parents (In State)	1421									
48	Summer School Transportation Fees from Other Districts (In State)	1422									
49	Summer School Transportation Fees from Other Sources (In State)	1423									
50	Summer School Transportation Fees from Other Sources (Out of State)	1424									
51	CTE Transportation Fees from Pupils or Parents (In State)	1431									
52	CTE Transportation Fees from Other Districts (In State)	1432									
53	CTE Transportation Fees from Other Sources (In State)	1433									
54	CTE Transportation Fees from Other Sources (Out of State)	1434									
55	Special Education Transportation Fees from Pupils or Parents (In State)	1441									



	A	B	C	D	E	F	G	H	I	J	K
1			(10)	(20)	(30)	(40)	(50)	(60)	(70)	(80)	(90)
2	Description	Acct #	Educational	Operations & Maintenance	Debt Service	Transportation	Municipal Retirement/ Social Security	Capital Projects	Working Cash	Tort	Fire Prevention & Safety
56	Special Education Transportation Fees from Other Districts (In State)	1442									
57	Special Education Transportation Fees from Other Sources (In State)	1443									
58	Special Education Transportation Fees from Other Sources (Out of State)	1444									
59	Adult Transportation Fees from Pupils or Parents (In State)	1451									
60	Adult Transportation Fees from Other Districts (In State)	1452									
61	Adult Transportation Fees from Other Sources (In State)	1453									
62	Adult Transportation Fees from Other Sources (Out of State)	1454									
63	<b>Total Transportation Fees</b>					0					
64	<b>EARNINGS ON INVESTMENTS</b>										
65	Interest on Investments	1510	2,000								
66	Gain or Loss on Sale of Investments	1520									
67	<b>Total Earnings on Investments</b>		2,000	0	0	0	0	0	0	0	0
68	<b>FOOD SERVICE</b>										
69	Sales to Pupils - Lunch	1611									
70	Sales to Pupils - Breakfast	1612									
71	Sales to Pupils - A la Carte	1613									
72	Sales to Pupils - Other (Describe & Itemize)	1614									
73	Sales to Adults	1620									
74	Other Food Service (Describe & Itemize)	1690									
75	<b>Total Food Service</b>		0								
76	<b>DISTRICT/SCHOOL ACTIVITY INCOME</b>										
77	Admissions - Athletic	1711									
78	Admissions - Other	1719									
79	Fees	1720									
80	Book Store Sales	1730									
81	Other District/School Activity Revenue (Describe & Itemize)	1790									
82	<b>Total District/School Activity Income</b>		0	0							
83	<b>TEXTBOOK Income</b>										
84	Rentals - Regular Textbooks	1811									
85	Rentals - Summer School Textbooks	1812									
86	Rentals - Adult/Continuing Education Textbooks	1813									
87	Rentals - Other (Describe)	1819									
88	Sales - Regular Textbooks	1821									
89	Sales - Summer School Textbooks	1822									
90	Sales - Adult/Continuing Education Textbooks	1823									
91	Sales - Other (Describe & Itemize)	1829									
92	Other (Describe & Itemize)	1890									
93	<b>Total Textbooks</b>		0								
94	<b>OTHER REVENUE FROM LOCAL SOURCES</b>										
95	Rentals	1910									
96	Contributions and Donations from Private Sources	1920									
97	Impact Fees from Municipal or County Governments	1930									
98	Services Provided Other Districts	1940	5,000								
99	Refund of Prior Years' Expenditures	1950									
100	Payments of Surplus Moneys from TIF Districts	1960									
101	Drivers' Education Fees	1970									
102	Proceeds from Vendors' Contracts	1980									
103	School Facility Occupation Tax Proceeds	1983									
104	Payment from Other Districts	1991	55,000								
105	Sale of Vocational Projects	1992									
106	Other Local Fees	1993									
107	Other Local Revenues (Describe & Itemize)	1999									
108	<b>Total Other Revenue from Local Sources</b>		60,000	0	0	0	0	0	0	0	0
109	<b>Total Receipts/Revenues from Local Sources</b>	1000	252,625	0	0	0	0	0	0	0	0



	A	B	C	D	E	F	G	H	I	J	K
1			(10)	(20)	(30)	(40)	(50)	(60)	(70)	(80)	(90)
2	Description	Acct #	Educational	Operations & Maintenance	Debt Service	Transportation	Municipal Retirement/ Social Security	Capital Projects	Working Cash	Tort	Fire Prevention & Safety
110	<b>FLOW-THROUGH RECEIPTS/REVENUES FROM ONE DISTRICT TO ANOTHER DISTRICT</b>										
111	Flow-Through Revenue from State Sources	2100									
112	Flow-Through Revenue from Federal Sources	2200									
113	Other Flow-Through Revenue (Describe & Itemize)	2300									
114	<b>Total Flow-Through Receipts/Revenues From One District to Another District</b>	2000	0	0		0	0				
115	<b>RECEIPTS/REVENUES FROM STATE SOURCES</b>										
116	<b>UNRESTRICTED GRANTS-IN-AID</b>										
117	General State Aid (Section 18-8.05)	3001									
118	General State Aid Hold Harmless/Supplemental	3002									
119	Reorganization Incentives (Accounts 3005-3021)	3005									
120	Other Unrestricted Grants-In-Aid From State Sources (Describe & Itemize)	3099									
121	<b>Total Unrestricted Grants-In-Aid</b>		0	0	0	0	0	0		0	0
122	<b>RESTRICTED GRANTS-IN-AID</b>										
123	<b>SPECIAL EDUCATION</b>										
124	Special Education - Private Facility Tuition	3100									
125	Special Education - Extraordinary	3105									
126	Special Education - Personnel	3110									
127	Special Education - Orphanage - Individual	3120									
128	Special Education - Orphanage - Summer	3130									
129	Special Education - Summer School	3145									
130	Special Education - Other (Describe & Itemize)	3199									
131	<b>Total Special Education</b>		0	0		0					
132	<b>CAREER AND TECHNICAL EDUCATION (CTE)</b>										
133	CTE - Technical Education - Tech Prep	3200									
134	CTE - Secondary Program Improvement (CTEI)	3220	957,700								
135	CTE - WECEP	3225									
136	CTE - Agriculture Education	3235									
137	CTE - Instructor Practicum	3240									
138	CTE - Student Organizations	3270									
139	CTE - Other (Describe & Itemize)	3299									
140	<b>Total Career and Technical Education</b>		957,700	0			0				
141	<b>BILINGUAL EDUCATION</b>										
142	Bilingual Education - Downstate - TPI and TBE	3305									
143	Bilingual Education - Downstate - Transitional Bilingual Education	3310									
144	<b>Total Bilingual Education</b>		0				0				
145	State Free Lunch & Breakfast	3360									
146	School Breakfast Initiative	3365									
147	Driver Education	3370									
148	Adult Education (from ICCB)	3410									
149	Adult Education - Other (Describe & Itemize)	3499									
150	<b>TRANSPORTATION</b>										
151	Transportation - Regular/Vocational	3500									
152	Transportation - Special Education	3510									
153	Transportation - Other (Describe & Itemize)	3599									
154	<b>Total Transportation</b>		0	0		0	0				
155	Learning Improvement - Change Grants	3610									
156	Scientific Literacy	3660									
157	Truant Alternative/Optional Education	3695									
158	Early Childhood - Block Grant	3705									
159	Reading Improvement Block Grant	3715									
160	Reading Improvement Block Grant - Reading Recovery	3720									
161	Continued Reading Improvement Block Grant	3725									
162	Continued Reading Improvement Block Grant (2% Set Aside)	3726									



	A	B	C	D	E	F	G	H	I	J	K
1			(10)	(20)	(30)	(40)	(50)	(60)	(70)	(80)	(90)
2	Description	Acct #	Educational	Operations & Maintenance	Debt Service	Transportation	Municipal Retirement/ Social Security	Capital Projects	Working Cash	Tort	Fire Prevention & Safety
163	Chicago General Education Block Grant	3766									
164	Chicago Educational Services Block Grant	3767									
165	School Safety & Educational Improvement Block Grant	3775									
166	Technology - Learning Technology Centers	3780									
167	State Charter Schools	3815									
168	Extended Learning Opportunities - Summer Bridges	3825									
169	Infrastructure Improvements - Planning/Construction	3920									
170	School Infrastructure - Maintenance Projects	3925									
171	Other Restricted Revenue from State Sources (Describe & Itemize)	3999									
172	<b>Total Restricted Grants-In-Aid</b>		957,700	0	0	0	0	0	0	0	0
173	<b>Total Receipts/Revenues from State Sources</b>	3000	957,700	0	0	0	0	0	0	0	0
174	<b>RECEIPTS/REVENUES FROM FEDERAL SOURCES</b>										
175	<b>UNRESTRICTED GRANTS-IN-AID RECEIVED DIRECTLY FROM FEDERAL GOVT.</b>										
176	Federal Impact Aid	4001									
177	Other Unrestricted Grants-In-Aid Received Directly from the Federal Govt. (Describe & Itemize)	4009									
178	<b>Total Unrestricted Grants-In-Aid Received Directly from Fed Govt</b>		0	0	0	0	0	0	0	0	0
179	<b>RESTRICTED GRANTS-IN-AID RECEIVED DIRECTLY FROM FEDERAL GOVT</b>										
180	Head Start	4045									
181	Construction (Impact Aid)	4050									
182	MAGNET	4060									
183	Other Restricted Grants-In-Aid Received Directly from Federal Govt. (Describe & Itemize)	4090									
184	<b>Total Restricted Grants-In-Aid Received Directly from Federal Govt.</b>		0	0		0	0	0			0
185	<b>RESTRICTED GRANTS-IN-AID RECEIVED FROM FEDERAL GOVT. THRU THE STATE</b>										
186	<b>TITLE V</b>										
187	Title V - Innovation and Flexibility Formula	4100									
188	Title V - SEA Projects	4105									
189	Title V - Rural and Low Income Schools (REI)	4107									
190	Title V - Other (Describe & Itemize)	4199									
191	<b>Total Title V</b>		0	0		0	0				
192	<b>FOOD SERVICE</b>										
193	Breakfast Start-Up	4200									
194	National School Lunch Program	4210									
195	Special Milk Program	4215									
196	School Breakfast Program	4220									
197	Summer Food Service Admin/Program	4225									
198	Child Care Commodity/SFS 13-Adult Day Care	4226									
199	Fresh Fruit and Vegetables	4240									
200	Food Service - Other (Describe & Itemize)	4299									
201	<b>Total Food Service</b>		0				0				
202	<b>TITLE I</b>										
203	Title I - Low Income	4300									
204	Title I - Low Income - Neglected, Private	4305									
205	Title I - Comprehensive School Reform	4332									
206	Title I - Reading First	4334									
207	Title I - Even Start	4335									
208	Title I - Reading First SEA Funds	4337									
209	Title I - Migrant Education	4340									
210	Title I - Other (Describe & Itemize)	4399									
211	<b>Total Title I</b>		0	0		0	0				



	A	B	C	D	E	F	G	H	I	J	K
1			(10)	(20)	(30)	(40)	(50)	(60)	(70)	(80)	(90)
2	Description	Acct #	Educational	Operations & Maintenance	Debt Service	Transportation	Municipal Retirement/ Social Security	Capital Projects	Working Cash	Tort	Fire Prevention & Safety
212	<b>TITLE IV</b>										
213	Title IV - Safe & Drug Free Schools - Formula	4400									
214	Title IV - 21st Century	4421									
215	Title IV - Other (Describe & Itemize)	4499									
216	<b>Total Title IV</b>		0	0		0	0				
217	<b>FEDERAL - SPECIAL EDUCATION</b>										
218	Federal Special Education - Preschool Flow-Through	4600									
219	Federal Special Education - Preschool Discretionary	4605									
220	Federal Special Education - IDEA Flow Through/Low Incidence	4620									
221	Federal Special Education - IDEA Room & Board	4625									
222	Federal Special Education - IDEA Discretionary	4630									
223	Federal Special Education - IDEA - Other (Describe & Itemize)	4699									
224	<b>Total Federal Special Education</b>		0	0		0	0				
225	<b>CTE - PERKINS</b>										
226	CTE - Perkins-Title III E Tech Prep	4770	620,976								
227	CTE - Other (Describe & Itemize)	4799									
228	<b>Total CTE - Perkins</b>		620,976	0			0				
229	Federal - Adult Education	4810									
230	ARRA - General State Aid - Education Stabilization	4850									
231	ARRA - Title I - Low Income	4851									
232	ARRA - Title I - Neglected, Private	4852									
233	ARRA - Title I - Delinquent, Private	4853									
234	ARRA - Title I - School Improvement (Part A)	4854									
235	ARRA - Title I - School Improvement (Section 1003g)	4855									
236	ARRA - IDEA - Part B - Preschool	4856									
237	ARRA - IDEA - Part B - Flow-Through	4857									
238	ARRA - Title IID - Technology - Formula	4860									
239	ARRA - Title IID - Technology - Competitive	4861									
240	ARRA - McKinney - Vento Homeless Education	4862									
241	ARRA - Child Nutrition Equipment Assistance	4863									
242	Impact Aid Formula Grants	4864									
243	Impact Aid Competitive Grants	4865									
244	Qualified Zone Academy Bond Tax Credits	4866									
245	Qualified School Construction Bond Credits	4867									
246	Build America Bond Tax Credits	4868									
247	Build America Bond Interest Reimbursement	4869									
248	ARRA - General State Aid - Other Government Services Stabilization	4870									
249	Other ARRA Funds - II	4871									
250	Other ARRA Funds - III	4872									
251	Other ARRA Funds - IV	4873									
252	Other ARRA Funds - V	4874									
253	ARRA - Early Childhood	4875									
254	Other ARRA Funds - VII	4876									
255	Other ARRA Funds - VIII	4877									
256	Other ARRA Funds - IX	4878									
257	Other ARRA Funds - X	4879									
258	Other ARRA Funds - XI	4880									
259	<b>Total Stimulus Programs</b>		0	0	0	0	0	0		0	0
260	Race to the Top Program	4901									
261	Advanced Placement Fee/International Baccalaureate	4904									
262	Emergency Immigrant Assistance	4905									
263	Title III - English Language Acquisition	4909									
264	Learn & Serve America	4910									
265	McKinney Education for Homeless Children	4920									
266	Title II - Eisenhower - Professional Development Formula	4930									
267	Title II - Teacher Quality	4932									

	A	B	C	D	E	F	G	H	I	J	K
1			(10)	(20)	(30)	(40)	(50)	(60)	(70)	(80)	(90)
2	Description	Acct #	Educational	Operations & Maintenance	Debt Service	Transportation	Municipal Retirement/ Social Security	Capital Projects	Working Cash	Tort	Fire Prevention & Safety
268	Federal Charter Schools	4960									
269	Medicaid Matching Funds - Administrative Outreach	4991									
270	Medicaid Matching Funds - Fee-For-Service Program	4992									
271	Other Restricted Grants Received from Federal Government through State (Describe & Itemize)	4998									
272	Total Restricted Grants-In-Aid Received from Federal Govt. Thru the State		620,976	0	0	0	0	0		0	0
273	TOTAL RECEIPTS/REVENUES FROM FEDERAL SOURCES	4000	620,976	0	0	0	0	0	0	0	0
274	TOTAL DIRECT RECEIPTS/REVENUES		1,831,301	0	0	0	0	0	0	0	0



	A	B	C	D	E	F	G	H	I	J	K
			(100)	(200)	(300)	(400)	(500)	(600)	(700)	(800)	(900)
	Description	Funct #	Salaries	Employee Benefits	Purchased Services	Supplies & Materials	Capital Outlay	Other Objects	Non-Capitalized Equipment	Termination Benefits	Total
3	10 - EDUCATIONAL FUND (ED)										
4	INSTRUCTION (ED)										
5	Regular Programs	1100									0
6	Tuition Payments to Charter Schools	1115									0
7	Pre-K Programs	1125									0
8	Special Education Programs (Functions 1200 - 1220)	1200									0
9	Special Education Programs Pre-K	1225									0
10	Remedial and Supplemental Programs K-12	1250									0
11	Remedial and Supplemental Programs Pre-K	1275									0
12	Adult/Continuing Education Programs	1300			5,530						5,530
13	CTE Programs	1400	109,070		95,459	326,228	361,391				892,148
14	Interscholastic Programs	1500									0
15	Summer School Programs	1600									0
16	Gifted Programs	1650									0
17	Driver's Education Programs	1700									0
18	Bilingual Programs	1800									0
19	Truant Alternative & Optional Programs	1900									0
20	Pre-K Programs - Private Tuition	1910									0
21	Regular K-12 Programs Private Tuition	1911									0
22	Special Education Programs K-12 Private Tuition	1912									0
23	Special Education Programs Pre-K Tuition	1913									0
24	Remedial/Supplemental Programs K-12 Private Tuition	1914									0
25	Remedial/Supplemental Programs Pre-K Private Tuition	1915									0
26	Adult/Continuing Education Programs Private Tuition	1916									0
27	CTE Programs Private Tuition	1917									0
28	Interscholastic Programs Private Tuition	1918						185,625			185,625
29	Summer School Programs Private Tuition	1919									0
30	Gifted Programs Private Tuition	1920									0
31	Bilingual Programs Private Tuition	1921									0
32	Truants Alternative/Opt Ed Programs Private Tuition	1922									0
33	Total Instruction <sup>14</sup>	1000	109,070	0	100,989	326,228	361,391	185,625	0	0	1,083,303
34	SUPPORT SERVICES (ED)										
35	Support Services - Pupil										
36	Attendance & Social Work Services	2110									0
37	Guidance Services	2120			2,500	6,000					8,500
38	Health Services	2130									0
39	Psychological Services	2140									0
40	Speech Pathology & Audiology Services	2150									0
41	Other Support Services - Pupils (Describe & Itemize)	2190									0
42	Total Support Services - Pupil	2100	0	0	2,500	6,000	0	0	0	0	8,500
43	Support Services - Instructional Staff										
44	Improvement of Instruction Services	2210	132,158	37,918	332,923	33,421	10,000				546,420
45	Educational Media Services	2220									0
46	Assessment & Testing	2230									0
47	Total Support Services - Instructional Staff	2200	132,158	37,918	332,923	33,421	10,000	0	0	0	546,420
48	Support Services - General Administration										
49	Board of Education Services	2310									0
50	Executive Administration Services	2320	39,675	15,295	5,500		500	500			61,470
51	Special Area Administration Services	2330	84,636	40,836	500		5,636				131,608
52	Tort Immunity Services	2360 - 2370									0
53	Total Support Services - General Administration	2300	124,311	56,131	6,000	0	6,136	500	0	0	193,078
54	Support Services - School Administration										
55	Office of the Principal Services	2410									0
56	Other Support Services - School Administration (Describe & Itemize)	2490									0
57	Total Support Services - School Administration	2400	0	0	0	0	0	0	0	0	0



	A	B	C	D	E	F	G	H	I	J	K
1			(100)	(200)	(300)	(400)	(500)	(600)	(700)	(800)	(900)
2	Description	Funct #	Salaries	Employee Benefits	Purchased Services	Supplies & Materials	Capital Outlay	Other Objects	Non-Capitalized Equipment	Termination Benefits	Total
58	<b>Support Services - Business</b>										
59	Direction of Business Support Services	2510									0
60	Fiscal Services	2520									0
61	Operation & Maintenance of Plant Services	2540									0
62	Pupil Transportation Services	2550									0
63	Food Services	2560									0
64	Internal Services	2570									0
65	<b>Total Support Services - Business</b>	<b>2500</b>	0	0	0	0	0	0	0	0	0
66	<b>Support Services - Central</b>										
67	Direction of Central Support Services	2610									0
68	Planning, Research, Development & Evaluation Services	2620									0
69	Information Services	2630									0
70	Staff Services	2640									0
71	Data Processing Services	2660									0
72	<b>Total Support Services - Central</b>	<b>2600</b>	0	0	0	0	0	0	0	0	0
73	<b>Other Support Services (Describe &amp; Itemize)</b>	<b>2900</b>									0
74	<b>Total Support Services</b>	<b>2000</b>	256,469	94,049	341,423	39,421	16,136	500	0	0	747,998
75	<b>COMMUNITY SERVICES (ED)</b>	<b>3000</b>									0
76	<b>PAYMENTS TO OTHER DISTRICTS &amp; GOVT UNITS (ED)</b>										
77	<b>Payments to Other Govt Units (In-State)</b>										
78	Payments for Regular Programs	4110									0
79	Payments for Special Education Programs	4120									0
80	Payments for Adult/Continuing Education Programs	4130									0
81	Payments for CTE Programs	4140									0
82	Payments for Community College Programs	4170									0
83	Other Payments to In-State Govt Units (Describe & Itemize)	4190									0
84	<b>Total Payments to Districts and Other Govt Units (In-State)</b>	<b>4100</b>			0			0			0
85	Payments for Regular Programs - Tuition	4210									0
86	Payments for Special Education Programs - Tuition	4220									0
87	Payments for Adult/Continuing Education Programs - Tuition	4230									0
88	Payments for CTE Programs - Tuition	4240									0
89	Payments for Community College Programs - Tuition	4270									0
90	Payments for Other Programs - Tuition	4280									0
91	Other Payments to In-State Govt Units	4290									0
92	<b>Total Payments to Other Dist &amp; Govt Units - Tuition (In State)</b>	<b>4200</b>						0			0
93	Payments for Regular Programs - Transfers	4310									0
94	Payments for Special Education Programs - Transfers	4320									0
95	Payments for Adult/Continuing Ed Programs - Transfers	4330									0
96	Payments for CTE Programs - Transfers	4340									0
97	Payments for Community College Program - Transfers	4370									0
98	Payments for Other Programs - Transfers	4380									0
99	Other Payments to In-State Govt Units - Transfers	4390									0
100	<b>Total Payments to Other District &amp; Govt Units - Transfers (In State)</b>	<b>4300</b>			0			0			0
101	Payments to Other District & Govt Units (Out of State)	4400									0
102	<b>Total Payments to Other District &amp; Govt Units</b>	<b>4000</b>			0			0			0
103	<b>DEBT SERVICE (ED)</b>										
104	<b>Debt Service - Interest on Short-Term Debt</b>										
105	Tax Anticipation Warrants	5110									0
106	Tax Anticipation Notes	5120									0
107	Corporate Personal Property Repl Tax Anticipated Notes	5130									0
108	State Aid Anticipation Certificates	5140									0
109	Other Interest on Short-Term Debt	5150									0
110	<b>Total Debt Service - Interest on Short-Term Debt</b>	<b>5100</b>						0			0



	A	B	C	D	E	F	G	H	I	J	K
1			(100)	(200)	(300)	(400)	(500)	(600)	(700)	(800)	(900)
2	Description	Funct #	Salaries	Employee Benefits	Purchased Services	Supplies & Materials	Capital Outlay	Other Objects	Non-Capitalized Equipment	Termination Benefits	Total
111	Debt Service - Interest on Long-Term Debt	5200									0
112	Total Debt Service	5000						0			0
113	PROVISION FOR CONTINGENCIES (ED)	6000									0
114	Total Direct Disbursements/Expenditures		365,539	94,049	442,412	365,649	377,527	186,125	0	0	1,831,301
115	Excess (Deficiency) of Receipts/Revenues Over Disbursements/Expenditures										0
116											
117	20 - OPERATIONS AND MAINTENANCE FUND (O&M)										
118	SUPPORT SERVICES (O&M)										
119	Support Services - Pupil										
120	Other Support Services - Pupils (Describe & Itemize)	2190									0
121	Support Services - Business										
122	Direction of Business Support Services	2510									0
123	Facilities Acquisition & Construction Services	2530									0
124	Operation & Maintenance of Plant Services	2540									0
125	Pupil Transportation Services	2550									0
126	Food Services	2560									0
127	Total Support Services - Business	2500	0	0	0	0	0	0	0	0	0
128	Other Support Services (Describe & Itemize)	2900									0
129	Total Support Services	2000	0	0	0	0	0	0	0	0	0
130	COMMUNITY SERVICES (O&M)	3000									0
131	PAYMENTS TO OTHER DISTRICTS & GOVT UNITS (O&M)										
132	Payments to Other Govt Units (In-State)										
133	Payments for Special Education Programs	4120									0
134	Payments for CTE Program	4140									0
135	Other Payments to In-State Govt Units (Describe & Itemize)	4190									0
136	Total Payments to Other Govt Units (In-State)	4100			0			0			0
137	Payments to Other Govt Units (Out of State) <sup>14</sup>	4400									0
138	Total Payments to Other District and Govt Unit	4000			0			0			0
139	DEBT SERVICE (O&M)										
140	Debt Service - Interest on Short-Term Debt										
141	Tax Anticipation Warrants	5110									0
142	Tax Anticipation Notes	5120									0
143	Corporate Personal Prop Repl Tax Anticipated Notes	5130									0
144	State Aid Anticipation Certificates	5140									0
145	Other Interest on Short-Term Debt (Describe & Itemize)	5150									0
146	Total Debt Service - Interest on Short-Term Debt	5100						0			0
147	Debt Service - Interest on Long-Term Debt	5200									0
148	Total Debt Service	5000						0			0
149	PROVISION FOR CONTINGENCIES (O&M)	6000									0
150	Total Direct Disbursements/Expenditures		0	0	0	0	0	0	0	0	0
151	Excess (Deficiency) of Receipts/Revenues Over Disbursements/Expenditures										0
152											
153	30 - DEBT SERVICE FUND (DS)										
154	PAYMENTS TO OTHER DISTRICTS & GOVT UNITS (DS)	4000									0
155	DEBT SERVICE (DS)										
156	Debt Service - Interest on Short-Term Debt										
157	Tax Anticipation Warrants	5110									0
158	Tax Anticipation Notes	5120									0
159	Corporate Personal Prop Repl Tax Anticipation Notes	5130									0
160	State Aid Anticipation Certificates	5140									0
161	Other Interest on Short-Term Debt (Describe & Itemize)	5150									0
162	Total Debt Service - Interest On Short-Term Debt	5100						0			0



	A	B	C	D	E	F	G	H	I	J	K
1			(100)	(200)	(300)	(400)	(500)	(600)	(700)	(800)	(900)
2	Description	Funct #	Salaries	Employee Benefits	Purchased Services	Supplies & Materials	Capital Outlay	Other Objects	Non-Capitalized Equipment	Termination Benefits	Total
163	Debt Service - Interest on Long-Term Debt	5200									0
164	Debt Service - Payments of Principal on Long-Term Debt <sup>15</sup> (Lease/Purchase Principal Retired)	5300									0
165	Debt Service Other (Describe & Itemize)	5400									0
166	Total Debt Service	5000			0			0			0
167	PROVISION FOR CONTINGENCIES (DS)	6000									0
168	Total Direct Disbursements/Expenditures				0			0			0
169	Excess (Deficiency) of Receipts/Revenues Over Disbursements/Expenditures										0
171	40 - TRANSPORTATION FUND (TR)										
172	SUPPORT SERVICES (TR)										
173	Support Services - Pupils										
174	Other Support Services - Pupils (Describe & Itemize)	2190									0
175	Support Services - Business										
176	Pupil Transportation Services	2550									0
177	Other Support Services (Describe & Itemize)	2900									0
178	Total Support Services	2000	0	0	0	0	0	0	0	0	0
179	COMMUNITY SERVICES (TR)	3000									0
180	PAYMENTS TO OTHER DISTRICTS & GOVT UNITS (TR)										
181	Payments to Other Govt Units (In-State)										
182	Payments for Regular Program	4110									0
183	Payments for Special Education Programs	4120									0
184	Payments for Adult/Continuing Education Programs	4130									0
185	Payments for CTE Programs	4140									0
186	Payments for Community College Programs	4170									0
187	Other Payments to In-State Govt Units (Describe & Itemize)	4190									0
188	Total Payments to Other Govt Units (In-State)	4100			0			0			0
189	Payments to Other Govt Units (Out-of-State) (Describe & Itemize)	4400									0
190	Total Payments to Other Districts & Govt Units	4000			0			0			0
191	DEBT SERVICE (TR)										
192	Debt Service - Interest on Short-Term Debt										
193	Tax Anticipation Warrants	5110									0
194	Tax Anticipation Notes	5120									0
195	Corporate Personal Prop Repl Tax Anticipation Notes	5130									0
196	State Aid Anticipation Certificates	5140									0
197	Other Interest on Short-Term Debt (Describe and Itemize)	5150									0
198	Total Debt Service - Interest On Short-Term Debt	5100						0			0
199	Debt Service - Interest on Long-Term Debt	5200									0
200	Debt Service - Payments of Principal on Long-Term Debt <sup>15</sup> (Lease/Purchase Principal Retired)	5300									0
201	Debt Service - Other (Describe and Itemize)	5400									0
202	Total Debt Service	5000						0			0
203	PROVISION FOR CONTINGENCIES (TR)	6000									0
204	Total Direct Disbursements/Expenditures		0	0	0	0	0	0	0	0	0
205	Excess (Deficiency) of Receipts/Revenues Over Disbursements/Expenditures										0
206											
207	50 - MUNICIPAL RETIREMENT/SOC SEC FUND (MR/SS)										
208	INSTRUCTION (MR/SS)										
209	Regular Program	1100									0
210	Pre-K Programs	1125									0
211	Special Education Programs (Functions 1200-1220)	1200									0
212	Special Education Programs Pre-K	1225									0
213	Remedial and Supplemental Programs K-12	1250									0
214	Remedial and Supplemental Programs Pre-K	1275									0
215	Adult/Continuing Education Programs	1300									0



	A	B	C	D	E	F	G	H	I	J	K
1			(100)	(200)	(300)	(400)	(500)	(600)	(700)	(800)	(900)
2	Description	Funct #	Salaries	Employee Benefits	Purchased Services	Supplies & Materials	Capital Outlay	Other Objects	Non-Capitalized Equipment	Termination Benefits	Total
216	CTE Programs	1400									0
217	Interscholastic Programs	1500									0
218	Summer School Programs	1600									0
219	Gifted Programs	1650									0
220	Driver's Education Programs	1700									0
221	Bilingual Programs	1800									0
222	Truant Alternative & Optional Programs	1900									0
223	<b>Total Instruction</b>	<b>1000</b>		0							0
224	<b>SUPPORT SERVICES (MR/SS)</b>										
225	<b>Support Services - Pupil</b>										
226	Attendance & Social Work Services	2110									0
227	Guidance Services	2120									0
228	Health Services	2130									0
229	Psychological Services	2140									0
230	Speech Pathology & Audiology Services	2150									0
231	Other Support Services - Pupils (Describe & Itemize)	2190									0
232	<b>Total Support Services - Pupil</b>	<b>2100</b>		0							0
233	<b>Support Services - Instructional Staff</b>										
234	Improvement of Instruction Services	2210									0
235	Educational Media Services	2220									0
236	Assessment & Testing	2230									0
237	<b>Total Support Services - Instructional Staff</b>	<b>2200</b>		0							0
238	<b>Support Services - General Administration</b>										
239	Board of Education Services	2310									0
240	Executive Administration Services	2320									0
241	Special Area Administrative Services	2330									0
242	Claims Paid from Self Insurance Fund	2361									0
243	Workers' Compensation or Workers' Occupation Disease Acts Payments	2362									0
244	Unemployment Insurance Payments	2363									0
245	Insurance Payments (regular or self-insurance)	2364									0
246	Risk Management and Claims Services Payments	2365									0
247	Judgment and Settlements	2366									0
248	Educational, Inspectional, Supervisory Services Related to Loss Prevention or Reduction	2367									0
249	Reciprocal Insurance Payments	2368									0
250	Legal Service	2369									0
251	<b>Total Support Services - General Administration</b>	<b>2300</b>		0							0
252	<b>Support Services - School Administration</b>										
253	Office of the Principal Services	2410									0
254	Other Support Services - School Administration (Describe & Itemize)	2490									0
255	<b>Total Support Services - School Administration</b>	<b>2400</b>		0							0
256	<b>Support Services - Business</b>										
257	Direction of Business Support Services	2510									0
258	Fiscal Services	2520									0
259	Facilities Acquisition & Construction Services	2530									0
260	Operation & Maintenance of Plant Service	2540									0
261	Pupil Transportation Services	2550									0
262	Food Services	2560									0
263	Internal Services	2570									0
264	<b>Total Support Services - Business</b>	<b>2500</b>		0							0



	A	B	C	D	E	F	G	H	I	J	K
1			(100)	(200)	(300)	(400)	(500)	(600)	(700)	(800)	(900)
2	Description	Funct #	Salaries	Employee Benefits	Purchased Services	Supplies & Materials	Capital Outlay	Other Objects	Non-Capitalized Equipment	Termination Benefits	Total
265	<b>Support Services - Central</b>										
266	Direction of Central Support Services	2610									0
267	Planning, Research, Development & Evaluation Services	2620									0
268	Information Services	2630									0
269	Staff Services	2640									0
270	Data Processing Services	2660									0
271	<b>Total Support Services - Central</b>	<b>2600</b>		0							0
272	<b>Other Support Services (Describe &amp; Itemize)</b>	<b>2900</b>									0
273	<b>Total Support Services</b>	<b>2000</b>		0							0
274	<b>COMMUNITY SERVICES (MR/SS)</b>	<b>3000</b>									0
275	<b>PAYMENTS TO OTHER DISTRICTS &amp; GOVT UNITS (MR/SS)</b>										
276	Payments for Special Education Programs	4120									0
277	Payments for CTE Programs	4140									0
278	<b>Total Payments to Other Districts &amp; Govt Units</b>	<b>4000</b>		0							0
279	<b>DEBT SERVICE (MR/SS)</b>										
280	<b>Debt Service - Interest on Short-Term Debt</b>										
281	Tax Anticipation Warrants	5110									0
282	Tax Anticipation Notes	5120									0
283	Corporate Personal Prop Repl Tax Anticipation Notes	5130									0
284	State Aid Anticipation Certificates	5140									0
285	Other (Describe & Itemize)	5150									0
286	<b>Total Debt Service</b>	<b>5000</b>						0			0
287	<b>PROVISION FOR CONTINGENCIES (MR/SS)</b>	<b>6000</b>									0
288	<b>Total Direct Disbursements/Expenditures</b>			0				0			0
289	<b>Excess (Deficiency) of Receipts/Revenues Over Disbursements/Expenditures</b>										0
290											
291	<b>60 - CAPITAL PROJECTS (CP)</b>										
292	<b>SUPPORT SERVICES (CP)</b>										
293	<b>Support Services - Business</b>										
294	Facilities Acquisition & Construction Services	2530									0
295	Other Support Services (Describe & Itemize)	2900									0
296	<b>Total Support Services</b>	<b>2000</b>	0	0	0	0	0	0	0		0
297	<b>PAYMENTS TO OTHER DISTRICTS &amp; GOVT UNITS (CP)</b>										
298	<b>Payments to Other Govt Units (In-State)</b>										
299	Payments to Other Govt Units (In-State)	4100									0
300	Payment for Special Education Programs	4120									0
301	Payment for CTE Programs	4140									0
302	Other Payments to In-State Governmental Units (Describe & Itemize)	4190									0
303	<b>Total Payments to Other Districts &amp; Govt Units</b>	<b>4000</b>			0			0			0
304	<b>PROVISION FOR CONTINGENCIES (CP)</b>	<b>6000</b>									0
305	<b>Total Direct Disbursements/Expenditures</b>		0	0	0	0	0	0	0		0
306	<b>Excess (Deficiency) of Receipts/Revenues Over Disbursements/Expenditures</b>										0
307											
308	<b>70 WORKING CASH FUND (WC)</b>										
309											
310	<b>80 - TORT FUND (TF)</b>										
311	<b>SUPPORT SERVICES - GENERAL ADMINISTRATION</b>										
312	Claims Paid from Self Insurance Fund	2361									0
313	Workers' Compensation or Workers' Occupational Disease Act Payments	2362									0
314	Unemployment Insurance Payments	2363									0
315	Insurance Payments (regular or self-insurance)	2364									0
316	Risk Management and Claims Services Payments	2365									0
317	Judgment and Settlements	2366									0



	A	B	C	D	E	F	G	H	I	J	K
1			(100)	(200)	(300)	(400)	(500)	(600)	(700)	(800)	(900)
2	Description	Funct #	Salaries	Employee Benefits	Purchased Services	Supplies & Materials	Capital Outlay	Other Objects	Non-Capitalized Equipment	Termination Benefits	Total
318	Educational, Inspectional, Supervisory Services Related to Loss Prevention or Reduction	2367									0
319	Reciprocal Insurance Payments	2368									0
320	Legal Service	2369									0
321	Property Insurance (Building & Grounds)	2371									0
322	Vehicle Insurance (Transportation)	2372									0
323	<b>Total Support Services - General Administration</b>	<b>2000</b>	<b>0</b>	<b>0</b>	<b>0</b>	<b>0</b>	<b>0</b>	<b>0</b>	<b>0</b>		<b>0</b>
324	<b>DEBT SERVICE (TF)</b>										
325	Debt Service - Interest on Short-Term Debt										
326	Tax Anticipation Warrants	5110									0
327	Corporate Personal Property Replacement Tax Anticipation Notes	5130									0
328	Other Interest on Short-Term Debt	5150									0
329	<b>Total Debt Service</b>	<b>5000</b>						<b>0</b>			<b>0</b>
330	<b>PROVISION FOR CONTINGENCIES (TF)</b>	<b>6000</b>									<b>0</b>
331	<b>Total Direct Disbursements/Expenditures</b>		<b>0</b>	<b>0</b>	<b>0</b>	<b>0</b>	<b>0</b>	<b>0</b>	<b>0</b>		<b>0</b>
332	Excess (Deficiency) of Receipts/Revenues Over Disbursements/Expenditures										0
333											
334	<b>90 - FIRE PREVENTION &amp; SAFETY FUND (FP&amp;S)</b>										
335	<b>SUPPORT SERVICES (FP&amp;S)</b>										
336	Support Services - Business										
337	Facilities Acquisition & Construction Services	2530									0
338	Operation & Maintenance of Plant Service	2540									0
339	<b>Total Support Services - Business</b>	<b>2500</b>	<b>0</b>	<b>0</b>	<b>0</b>	<b>0</b>	<b>0</b>	<b>0</b>	<b>0</b>		<b>0</b>
340	Other Support Services (Describe & Itemize)	2900									0
341	<b>Total Support Services</b>	<b>2000</b>	<b>0</b>	<b>0</b>	<b>0</b>	<b>0</b>	<b>0</b>	<b>0</b>	<b>0</b>		<b>0</b>
342	<b>PAYMENTS TO OTHER DISTRICTS &amp; GOVT UNITS (FP&amp;S)</b>										
343	Other Payments to In-State Govt Units (Describe & Itemize)	4190									0
344	<b>Total Payments to Other Districts &amp; Govt Units (FPS)</b>	<b>4000</b>						<b>0</b>			<b>0</b>
345	<b>DEBT SERVICE (FP&amp;S)</b>										
346	Debt Service - Interest on Short-Term Debt										
347	Tax Anticipation Warrants	5110									0
348	Other Interest on Short-Term Debt	5150									0
349	<b>Total Debt Service - Interest on Short-Term Debt</b>	<b>5100</b>						<b>0</b>			<b>0</b>
350	Debt Service - Interest on Long-Term Debt	5200									0
		5300									
351	Debt Service - Payments of Principal on Long-Term Debt <sup>15</sup> (Lease/Purchase Principal Retired)										0
352	<b>Total Debt Service</b>	<b>5000</b>						<b>0</b>			<b>0</b>
353	<b>PROVISIONS FOR CONTINGENCIES (FP&amp;S)</b>	<b>6000</b>									<b>0</b>
354	<b>Total Direct Disbursements/Expenditures</b>		<b>0</b>	<b>0</b>	<b>0</b>	<b>0</b>	<b>0</b>	<b>0</b>	<b>0</b>		<b>0</b>
355	Excess (Deficiency) of Receipts/Revenues Over Disbursements/Expenditures										0